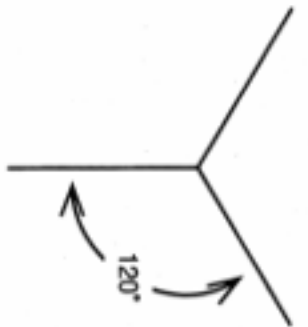
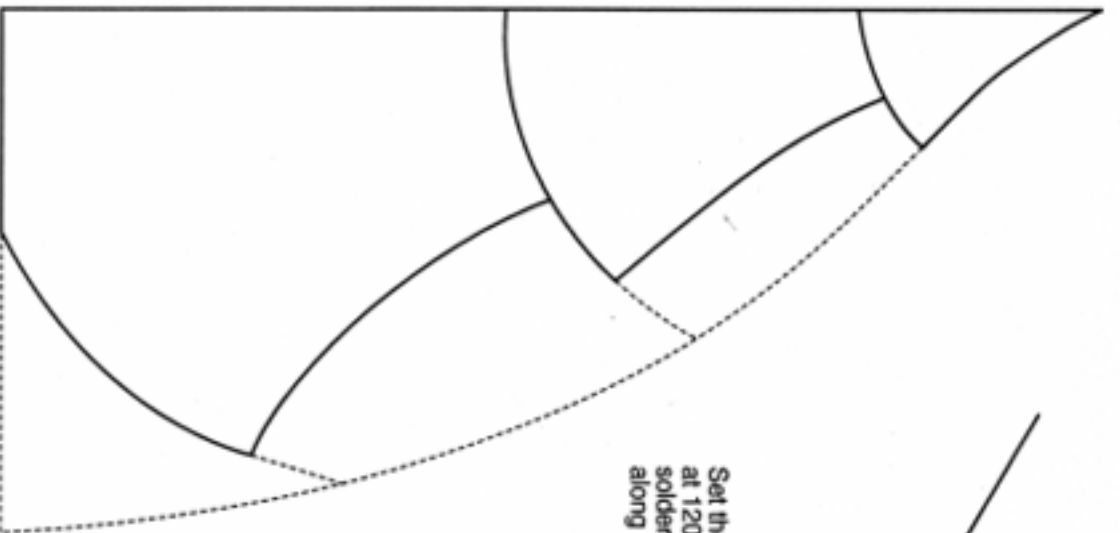


The dotted lines are not pattern pieces. They are only shown in case you want to use them to help plan your score lines.

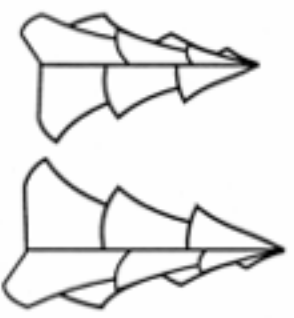


Set the three sections up at 120° intervals and solder them together along the center seam

# Stained Glass News

## Project Pattern

enlarge this pattern to make trees of different sizes  
decorate your trees with jewels, beads, garlands, etc.



## 3-D Christmas Trees

### Materials:

Glass 1/2 square foot per tree  
(or more if you enlarge the pattern)