

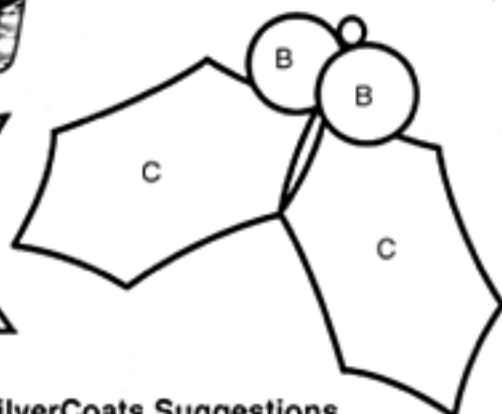
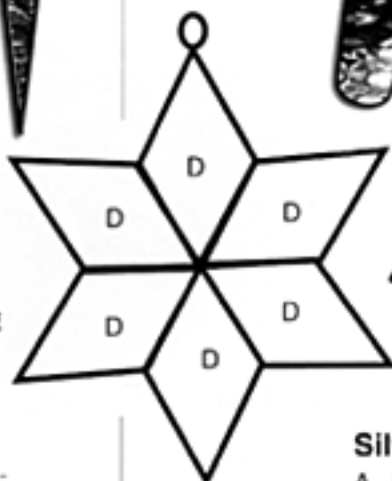


## SilverCoats™

**S**ilverCoats capture the sparkle and merriment of the holiday season so well, they seem to have been made with Christmas in mind. True Silver and Gold, vibrant red and green, rich, royal violet—all with matchless shine and splendor. The dazzling reflectivity makes them the perfect glass choice for ornaments and holiday decorations.

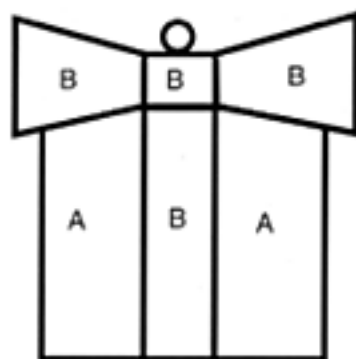
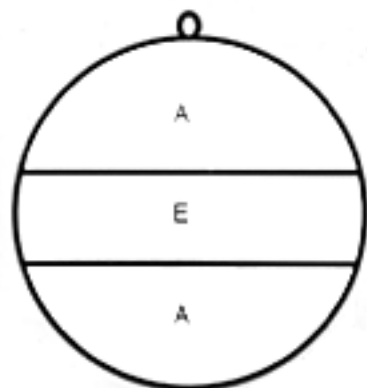
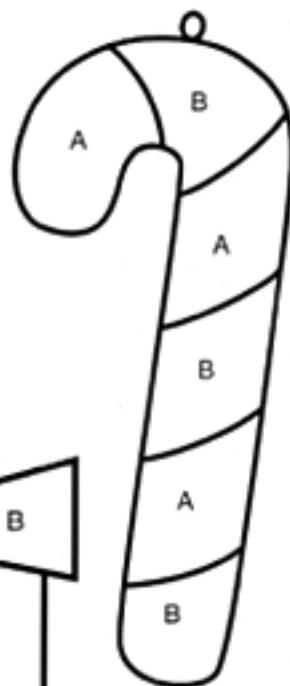
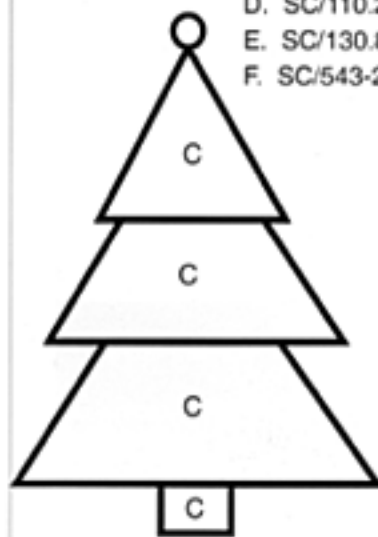
We've created some very easy patterns that will make beautiful ornaments for a festive holiday garland. A few simple cuts, a little soldering, and SilverCoats will do the rest of the work. Remember to follow the easy SilverCoat recommendations to ensure long life for your ornaments. (See your dealer or the Spectrum website under Spectrum Products for details.) Even more SilverCoat Christmas patterns are available in the Pattern section of our website: [SpectrumGlass.com](http://SpectrumGlass.com).

Bright, shiny SilverCoats are truly perfect for the Holidays and, because the glass is complex and completely reflective, simple designs are actually better suited for it. The glass carries the project. This means you need to spend very little time and effort turning out wonderfully elegant pieces. What a great bonus for the busy holiday season!



### SilverCoats Suggestions

- |              |             |
|--------------|-------------|
| A. SC/100W   | QuickSilver |
| B. SC/151W   | CandyApple  |
| C. SC/121W   | Emerald-Ice |
| D. SC/110.2W | GoldWater   |
| E. SC/130.8W | BlueMoon    |
| F. SC/543-2W | UltraViolet |



### MAKE TWO-SIDED ORNAMENTS!

Cut a second (reversed) set of pieces for each project. Join each matching pair back-to-back using 1/2-inch silver-backed copper foil. Then solder it all together for a project that sparkles from either side!